

## Common Core Standards

### Lesson Plan:

- **1.RF.2d:** Segment spoken single-syllable words into their complete sequence of individual sounds (phonemes).

### Print Concepts and Fluency:

- **1.RF.4:** Read with sufficient accuracy and fluency to support comprehension.
- **1.RF.4a:** Read on-level text with purpose and understanding.
- **1.RF.4b:** Read on-level text orally with accuracy, appropriate rate, and expression on successive readings.
- **1.RF.4c:** Use context to confirm or self-correct word recognition and understanding, rereading as necessary.

### Practice Exercises:

- **1.L.5a:** Sort words into category and by one or more key attributes.
- **1.MD.4:** Organize, represent and interpret data with up to three categories; ask and answer questions about the total number of data points, how many in each category, and how many more or less are in one category than in another.

### Active Learning:

- **1.L.5a:** Sort words into categories (e.g., colors, clothing) to gain a sense of the concepts the categories represent.

### Printable Book:

- **1.RF.4:** Read with sufficient accuracy and fluency to support comprehension.
- **1.RF.4a:** Read on-level text with purpose and understanding.
- **1.RF.4b:** Read on-level text orally with accuracy, appropriate rate, and expression on successive readings.
- **1.RF.4c:** Use context to confirm or self-correct word recognition and understanding, rereading as necessary.




# Common Core Lesson Plan

## "Fruits that Match the Colors of the Rainbow"

Grade: 1

### Common Core Standards:

- **1.RF.2d:** Segment spoken single-syllable words into their complete sequence of individual sounds (phonemes).



### Materials Needed:

- "Fruits that Match the Colors of the Rainbow" video episode, computer, Wi-Fi connection, "Reading Sheet," crayons, interlocking letter blocks

### Preparation:


- Familiarize yourself with the lesson, video, and the related fluency passage.
- Gather the needed materials in an appropriate area.

### Breaking it Down:

- Watch the video, "Fruits that Match the Colors of the Rainbow."
- Use the fluency passage to reinforce the lesson theme and goals.
- Complete the lesson.

### Lesson:

1. After watching the video lesson, hand out the "Reading Sheet."
2. With the reading sheet in front of the students, tell them that you will be segmenting (or "taking apart") sounds.
3. Demonstrate how to take apart the sounds in a word by using 3 interlocking blocks that spell the word "cup."
4. Hold up the blocks. Say the word "cup." Say each sound as you take blocks away, one at a time. Then demonstrate how you put the sounds together to make "cup" again.
5. Tell the students that they will be doing the same thing on their reading sheets.
6. Instruct students to say each word out loud, and then segment the word by coloring each sound a different color. Have them read each sound, and then together to make the complete word.



# Common Core Lesson Plan

## “Fruits that Match the Colors of the Rainbow”


Grade: 1

### Open Dialogue:

- Review the colors of the rainbow.
- Have students share other foods that are the colors of the rainbow, other than the fruits mentioned in the video.
- Discuss the elements of a rainbow and how they are formed.

### Capping it Off:

- Have students complete the practice math and language exercises.
- Have students color the associated coloring pages. Display within the classroom or have the students take them home to share with their families.
- Have students complete the active learning project.
- Encourage students to refer back to the printable book and fluency passage as needed.
- Reinforce the lesson throughout the year by using reminders and reviewing the episode.



Wonder Grove Kids

wgep026 v03

“Fruits that Match the Colors of the Rainbow”

# Reading Sheet

Name: \_\_\_\_\_ Date: \_\_\_\_\_

## "Fruits that Match the Colors of the Rainbow"

Red

Black

Fig

Grape

Brown

White

Date

Peach

Plum

Green

Lime

Pear

Blue

Fruit

