

Common Core Standards

Lesson Plan:

- **K.W.3:** Use a combination of drawing, dictating, and writing to narrate a single event or several loosely linked events, tell about the events in the order in which they occurred, and provide a reaction to what happened.

Print Concepts and Fluency:

- **K.RF.1a:** Follow words from left to right, top to bottom, and page-by-page.
- **K.RF.1b:** Recognize that spoken words are represented in written language by specific sequences of letters.
- **K.RF.1c:** Understand that words are separated by spaces in print.
- **K.RF.4:** Read emergent-reader texts with purpose and understanding.

Practice Exercises:

- **K.L.1a:** Print many upper- and lowercase letters.
- **K.CC.6:** Identify whether the number of objects in one group is greater than or less than the number of objects in another group.

Active Learning:

- **K.G.1:** Describe objects in the environment using names of shapes, and describe the relative positions of these objects using terms such as above, below, beside, in front of, behind, and next to.

Printable Book:

- **K.RF.1a:** Follow words from left to right, top to bottom, and page-by-page.
- **K.RF.1b:** Recognize that spoken words are represented in written language by specific sequences of letters.
- **K.RF.1c:** Understand that words are separated by spaces in print.




Common Core Lesson Plan

“Make a Homemade Garden”

Grade: K

Common Core Standards:

- **K.W.3:** Use a combination of drawing, dictating, and writing to narrate a single event or several loosely linked events, tell about the events in the order in which they occurred, and provide a reaction to what happened.



Materials Needed:

- “Make a Homemade Garden” video episode, computer, Wi-Fi connection, pencils, scissors, glue

Preparation:

- Familiarize yourself with the lesson, video, and the related fluency passage.
- Gather the needed materials in an appropriate area.

Breaking it Down:

- Watch the video, “Make a Homemade Garden.”
- Use the fluency passage to reinforce the lesson theme and goals.
- Complete the lesson.

Lesson:

1. After watching the video lesson, hand out the “Sequence Worksheet.” Have the students color and then cut out the pictures at the top.
2. Discuss the sequence of events that took place when Maria planted her seeds. Have the students glue the pictures in the order that they occur.
3. Guide the students through writing or dictating the order of events and the last sentence as their response to the video.



Wonder Grove Kids

wgep045 v04

“Make a Homemade Garden”

Common Core Lesson Plan

“Make a Homemade Garden”


Grade: K

Open Dialogue:

- Have students share about any gardening experiences they may have had or seen. Prompt students to talk about what type of plants they saw in the garden.
- Have students share their ideas of what kinds of things they would like to grow in their own gardens.
- Discuss the benefits of having a garden (e.g., provides food, plants are good for the environment, etc.).

Capping it Off:


- Have students complete the practice math and language exercises.
- Have students color the associated coloring pages. Display within the classroom or have the students take them home to share with their families.
- Have students complete the active learning project.
- Encourage students to refer back to the printable book and fluency passage as needed.
- Reinforce the lesson throughout the year by using reminders and reviewing the episode.



Sequence Worksheet

Name: _____ Date: _____

"Make a Homemade Garden"



Sequence Worksheet


Name: _____ Date: _____

"Make a Homemade Garden"

First

Next

Then



Sequence Worksheet

Name: _____ Date: _____

"Make a Homemade Garden"

	<p>Last</p> <hr/> <hr/> <hr/> <hr/> <hr/> <hr/> <hr/> <hr/>
--	--

	<hr/> <hr/> <hr/> <hr/> <hr/> <hr/> <hr/> <hr/>
--	---

If I could plant seeds at home, I would plant

because

